

ACTIVESHOP[®]


INSTRUCTIONS FOR USE

iWAX DIAMOND Wax Heater
Model AX900



Importer:

ACTIVESHOP Sp. z o.o.
8b Graniczna St., building
DC2A 54-610 Wrocław,
Poland
www.activeshop.com.pl
Rev. A/05/2024



Technical data	
Rated voltage	220V/240V
Electrical power	100W
Rated frequency	50/60HZ

Note

- Clean the device periodically to prevent accumulation of dirt, dust and other undesirable substances. Accumulation of the above, may lead to malfunction or even damage to the equipment.
- It is not allowed to wrap the power cord around the device, it may cause malfunction of the cord.
- Always make sure that the device is powered from a source with the correct voltage rating. Make sure the plug is properly inserted into the outlet. Failure to do so may result in fire, electric shock or burns
- Do not modify, stretch, excessively bend or twist the cord.
- Nothing heavy may be placed on the cable.
- The device must not be hit or thrown. If the device is damaged by impact or falling, you cannot continue to use it.
- Do not attempt to disassemble or repair the equipment. For repair, contact the distributor, from whom the equipment was purchased or an authorized service center.

Cleaning and storage

- Unplug the device from the power supply and make sure it has cooled down before cleaning;
- Using a special product for cleaning the device from wax, get rid of unwanted dirt.

Installation and use

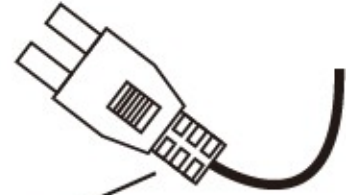
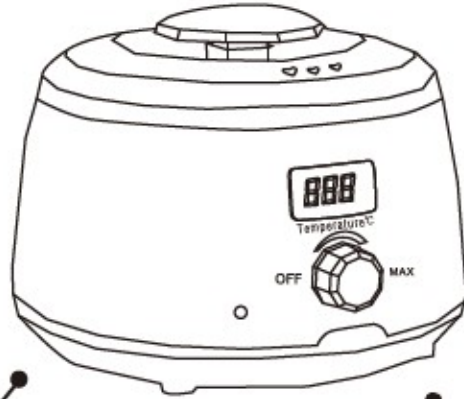
- Place the wax cartridge in the heater, then unplug the device from the power supply,
- Turn the knob to ON - the red light indicates that the device has begun to operate,
- During the operation of the device, the lamp will turn off and on again to maintain a constant temperature of the wax,
- Wait about 15-30 minutes, depending on the type of wax, and the temperature set,
- Always check the temperature of the wax before applying to the skin, so as not to cause burns,
- When finished working, turn off the device, wait for it to cool down,
- Then clean the device.



Plastic lid



Stainless steel container



Plug



Electronic temperature control with thermostat and indicator light



360° heater

SAFETY MEASURES

1. The device is a professional equipment for use in beauty parlors. Operation of the device only by qualified cosmetic personnel avoids undesirable consequences during treatment.
2. Do not disassemble the device or attempt to use it for purposes other than those indicated in this manual. All service and repair work must be performed only by an authorized service technician (ACTIV Tomasz Pacholczyk company).
3. Do not install or operate the device near liquids, wet places or with wet hands - so that no liquids get into the device.
4. Immediately unplug the device from the outlet and contact an authorized service provided by ACTIV Tomasz Pacholczyk in the following cases:
(a) liquid has entered the device, (b) the device emits a strange smell, smoke or makes strange sounds, (c) the power cord has been damaged, (d) the device has been overturned or its housing has been damaged.
5. Do not put any objects on the cables. Do not install the device where someone may step on the power cord.
6. For safety purposes, unplug the power cord from the outlet every time you finish working with the device.
7. Do not insert anything into the opening of the device. If a foreign object gets into the hole, remove the cord from the outlet and contact the distributor or manufacturer.
8. Do not place the device on an unstable cart, shelf or vehicle. If dropped, the device may be damaged.
9. In order to guarantee the established useful life of the device, it is recommended to maintain an interval of one minute before pressing the power button again (between switching on and off and vice versa).
10. The power supply must comply with the specifications on the nameplate. Otherwise, there is a risk of incorrect operation of the device its damage and even burning.

CAUTION:

1. In case of damage of power cord or other malfunctions, contact an authorized authorized service center - this will avoid danger.
2. This equipment may be used by children at least 8 years of age and by persons with reduced physical and mental capabilities and persons with inexperience and lack of familiarity with the equipment, if supervision or instruction is provided on how to use the equipment in a safe manner, so that the associated risks are understood.
3. The device is not intended for play by children. Do not allow children to play with the device.
4. Do not leave the appliance unattended when children or persons without sufficient knowledge in the use of the appliance are near it.
5. This electrical appliance is not a toy. Improper use or contact with the electrical appliance may pose a health risk or lead to death, so use and store the appliance out of the reach of children.



DISPOSAL OF THE DEVICE

Dispose of used electrical appliances, fixtures and packaging to raw material reprocessing centers in accordance with environmental protection principles. Electrical appliances should not be disposed of in household waste containers. Follow the rules for discarding this type of equipment. In order to protect the environment in accordance with Directive 2012/19/EC

on waste electrical and electronic equipment, waste electrical equipment should be collected separately and then sent to collection points for waste electronic and electrical equipment.

At the end of their useful life, as well as old devices contain full-value recyclable components, so they should be handed over for reprocessing. Therefore, they should be handed over to appropriate collection points, as well as they can also be handed over to the ACTIV Tomasz Pacholczyk Company.

STORAGE AND TRANSPORT

The device should be transported at temperatures in the range of (-) 20 °C to (+) 50 °C only in its original packaging. Store the device in a well-ventilated place with a relative humidity of no more than 75%. Operating temperature from (+) 10 °C to (+) 40 °C. During processes

storage and transport, the device must not be thrown or dropped, exposed to mechanical shocks or atmospheric agents

